
Recognizing & Controlling Workplace Hazards

National Council for Occupational
Safety and Health

What is a job hazard?



Job Hazards

A job hazard is anything at work that can hurt you either physically or mentally.

- Safety hazards cause immediate injury: direct injury or trauma such as a severed finger, puncture wound, a crushed hand, broken bones, eye damage.
- Health hazards can cause illness immediately (acute) or over a longer time (chronic),

Safety hazards

- Unguarded machinery/equipment
- Electrical hazards: damaged plugs, outlets, wires.
- Unbalanced walking surface
- (Pushing, pulling, lifting) bulky/heavy objects
- Tripping hazards



Safety hazards

- Heights
- Falling objects
- Slippery floors
- Holes in ceiling or floor
- Blind spots (vehicles)
- Power tools



Health hazards



Health hazards Chemicals

- Dusts, gases, vapors

Acids, solvents, cleaning products, pesticides



Effects:

Flammable
(fire & explosion)

Burn (eyes skin
lungs)

Effect target organs
(liver, blood, brain
and nervous
system, lungs,
skin.)

Health hazards

- Biological hazards: living organisms

Animals/

Insects/

blood /

Bacteria

Viruses



Health hazards- Biological

[illegible]

HIV

Flu

Hepatitis

Tuberculosis

Insect/animal
{Lyme disease,rabies}

Physical hazards



Noise

Radiation

Repetitive motion

Heat, Cold stress



Physical hazards



<<<<<<<<<<<<<<<<<

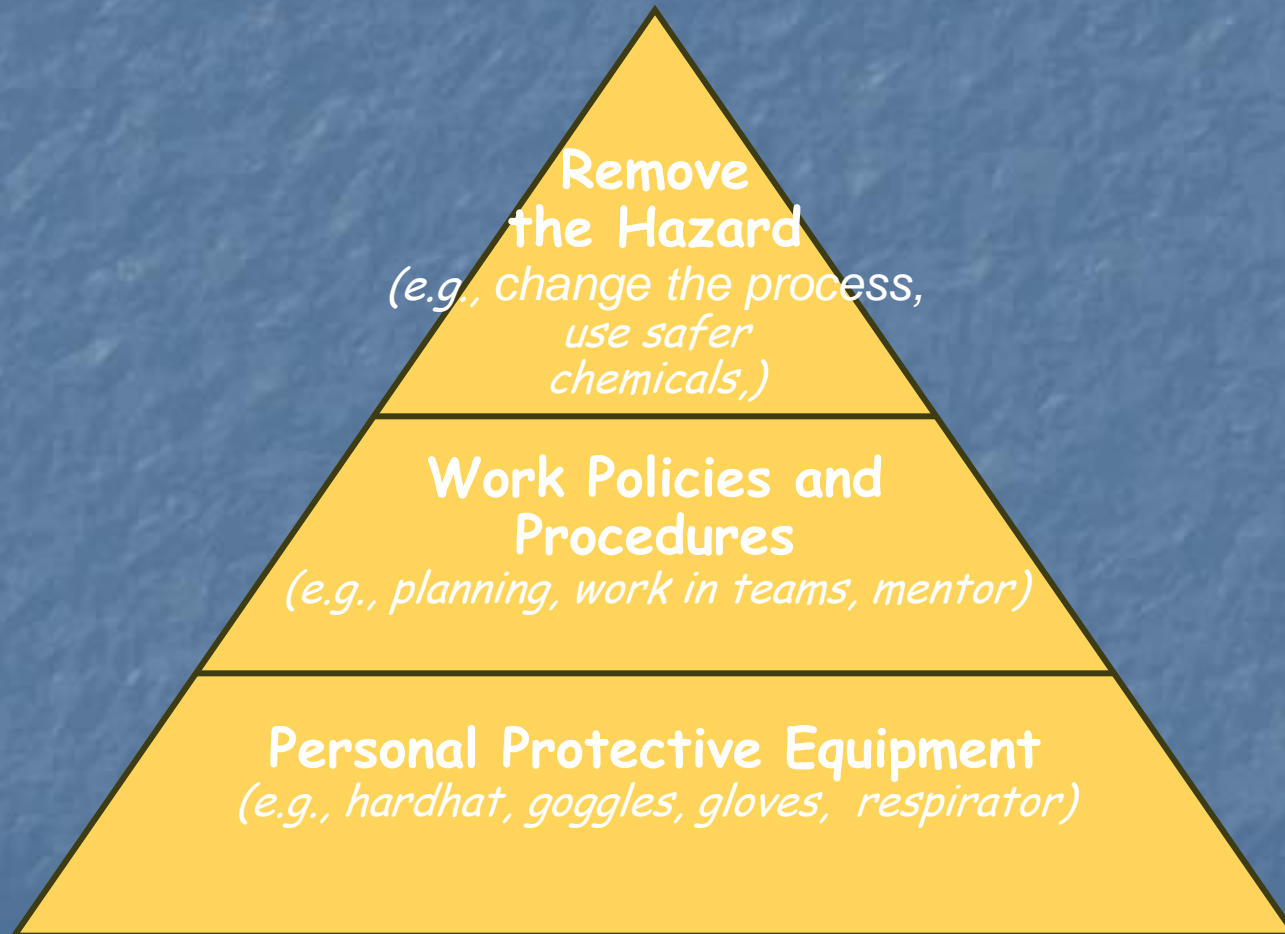
Impacts: Deafness

Burns, blood disorders, cancer

Musculoskeletal injury

Heat stroke [hypothermia]

Controlling Hazards



Why does it matter?

Why does it matter?

18 year old - Sylvia - Caught Hand in Electric Cabbage Shredder Permanently Disfigured, 4 Operations So Far Will Never Have Full Use of Hand

16 year old - Donna - Working alone in Sandwich Shop after 11pm Seriously injured when assaulted during an armed robbery

17 Year Old - Michael - died of suffocation working at Market for 3 months supervisor told him to go operate the cardboard compactor/baler- While extracting a stuck piece of cardboard, was pulled inside the machine. Hydraulic compressor slowly crushed his chest.

Why does it matter?

- 84,000 <18-year-olds to the ER for work injuries
- 70 <18-year-olds die each year
- 90 18-19 year-olds die each year
- Young workers are injured at a higher rate than adult workers.
- 250,000 <18-year-olds injured/year in the US



Finding Hazards: *Key Points*

- Every job has health and safety hazards, and they can be controlled.
- You should always be made aware of these hazards. And follow safety rules that protect you and coworkers.
- It is the legal responsibility of the employer to identify workplace hazards and to train you about them and how you are protected from them.

Pause.



Lets apply
what we
have learned.

Find the Hazards: Food Service



Food Service




- Sharps
- Slips and falls
- Chemicals
- Burns: stove grill (grease)
- Lifting
- Violence
- Heat

Find the Hazards: Office



Office



- Posture (work station)
- Tripping hazards
- Sharps
- Hit by
- Electrical?
- evacuation

OSHA

- OSHA has the authority to make rules and standards on health and safety in the workplace.
- OSHA inspects work sites to determine if there are hazards and violations of its rules and standards.
- OSHA responds to complaints about safety and health.
- OSHA issues citations and fines against employers who fail to meet standards or who violate the law.
- OSHA offers training and technical assistance to employers who ask about hazards and methods of controlling hazards.



Example of an OSHA rule

- Employers must have a chemical safety plan called a Hazard Communication Program. This requires labels on chemical containers with information about a product's hazards.



- Workers should be instructed about chemicals hazards, and how to handle and use and store these safely



Job Safety and Health: *Key Points*

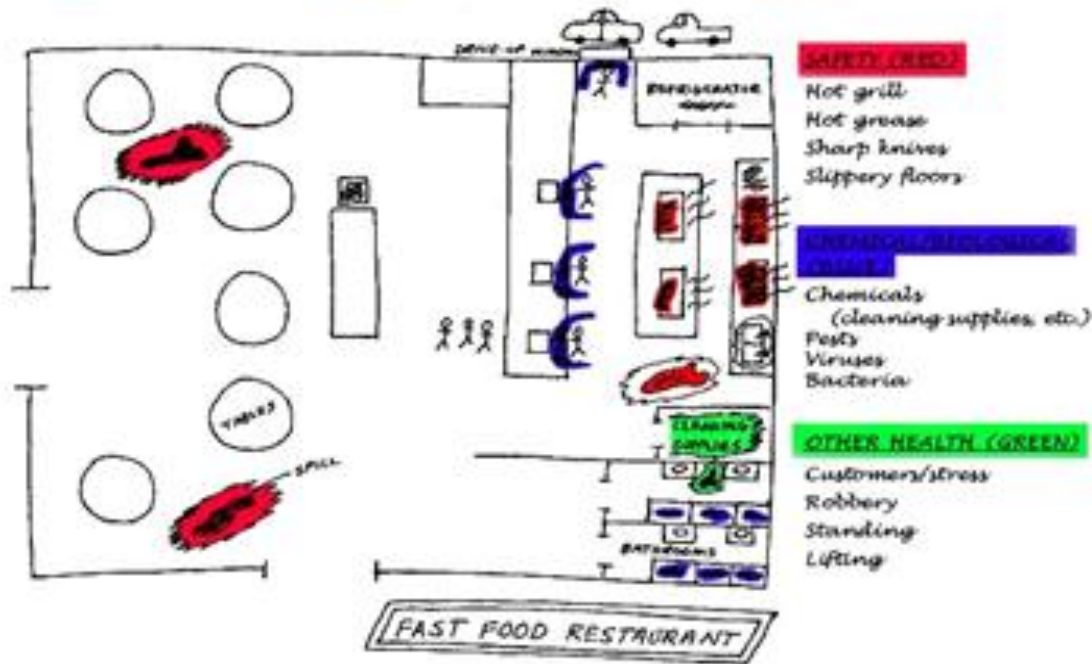
- OSHA requires employers to provide a safe workplace.
- It's best to get rid of a hazard completely, if possible.
- If your employer can't get rid of the hazard, there are usually many ways to protect you from it.

Training: developing a Job Hazard Map

Hazard Mapping Activity

Students will draw maps in color:

Red = Safety Hazards Blue = Chemical and Biological Hazards Green = Other Health Hazards

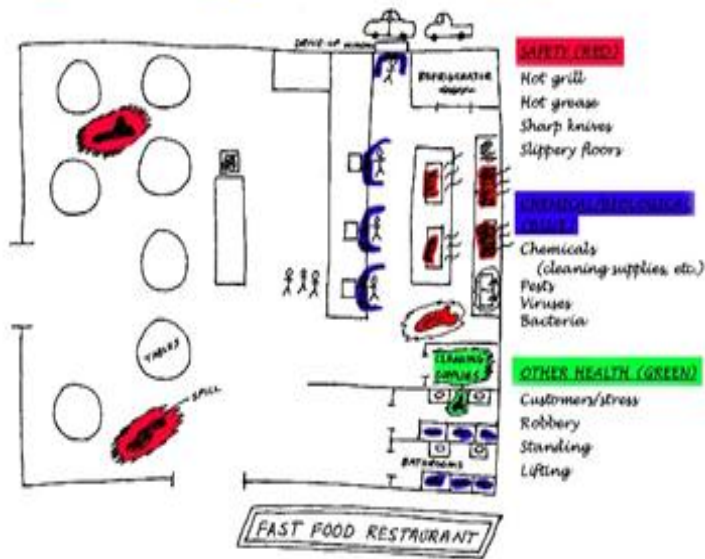


Draw a map (floor plan) of a work site

Hazard Mapping Activity

Students will draw maps in color.

Red = Safety Hazards Blue = Chemical and Biological Hazards Green = Other Health Hazards



Overhead #13

- Draw layout of work space, any machinery, equipment, workers, etc
- List safety hazards
- List any health hazards



- The National Council for Occupational Safety and Health
www.coshnetwork.org

This material was adapted from materials produced by the Rhode Island Committee on Occupational Safety and Health and the US Occupational Safety and Health Administration *USDOL/OSHA*.

This material was produced under grant number SH-248783-1-6 0-F-37 from the Occupational Safety and Health Administration, U.S. Department of Labor. It does not necessarily reflect the views or policies of the U.S. Department of Labor, nor does mention of trade names, commercial products, or organizations imply endorsement by the U.S. Government.